



ELA Virtual Learning

Kindergarten

Comprehension

April 6, 2020



Kindergarten ELA Comprehension

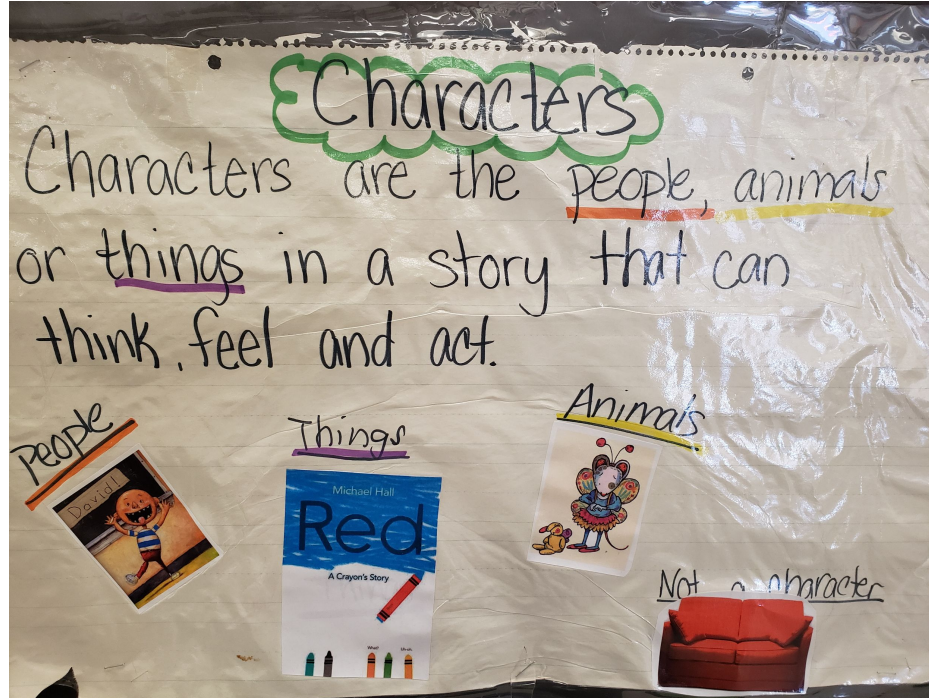
Lesson 11: ELA Comprehension- Character

Learning Target:

Students will be able to identify a character in a story.

Background: This is a review lesson from our Retelling Unit

- Students learn to identify characters in a story.



Let's Get Started: Watch Video:



Let's Get Started:

[Watch Video:](#)



Characters ...

- think
- feel
- act



© 2011 THE SCREENPLAY PROJECT

Practice #1:

Which picture shows a character?

Think back to the video.

- A character is a person, animal, or creature in a story.




Practice #2:

Which picture shows a character?

Think back to the video.

- A character is a person, animal, or creature in a story.




Practice #3:

Which picture shows a character?

Think back to the video.

- A character is a person, animal, or creature in a story.



Practice

Character Practice!

Listen to the story. Click here:
Goldilocks and the Three Bears



1. Who are the characters in the story?
2. How do you know that this is a character?
3. Share your finding with someone at home.

MORE Practice on your own:

Go to this website:

STARFALL: Dragon Goes to the Farm Read Aloud

Click the picture to go to the story.

Who are the characters in the story?

What tells you that this is a character?



Self Check:

Go tell someone in your home your answers.



1. Was this lesson?

- easy,
- just right
- hard

2. See if you can find a book and identify the characters and tell someone in your home.